



# HEALTHe NL HELP PAGES

## Timeline

---

## Help Files

Click on any of the help files listed below for information on that topic.

### **New (November 2018):**

1. Documents with different specialty groups are now clustered on Timeline. To learn more about this, see section:  
Timeline

### Timeline **New Update - December 2016**

- [The Timeline](#) **New Update - December 2016**
- [Displaying patient information in the Timeline](#) **New Update - December 2016**
- [Timeline Markers](#) **New Update - December 2016**
- [Timeline Markers Summary Table](#) **New Update - December 2016**
- [Zoom in on a selected Timeframe](#) **New Update - December 2016**
- [Opening a report from the Timeline](#) **New Update - December 2016**

## Timeline

- **Timeline**

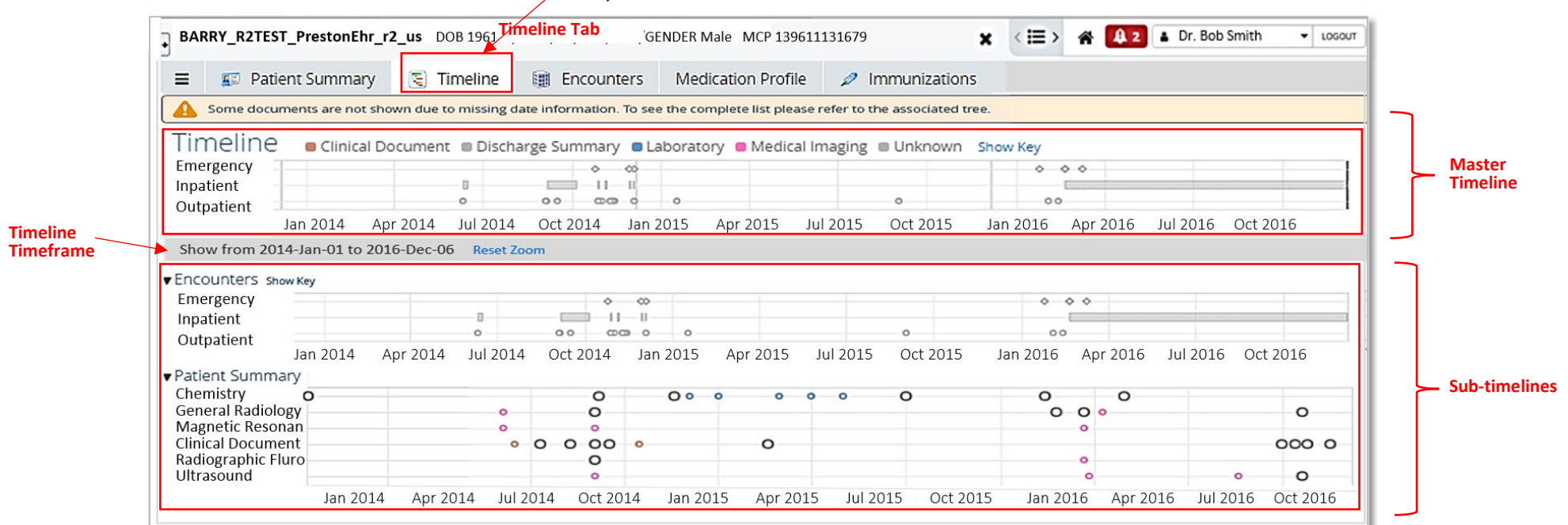
[Return to menu](#)

The **Timeline** is a component of the Patient Dynamic Summary in HEALTHe NL and can be accessed by selecting the “**Timeline**” tab next to the “Patient Summary” Tab (*Figure i*).

The **Timeline Tab** gives you an overall perspective of a patient's medical history using a visual representation of encounters and documents available for that patient.

The Timeline includes the following sections:

- Master Timeline:** Provides constant view of the time range over which data is displayed. Below the Master Timeline is displayed the timeframe from when the data is shown.
- Sub-timelines:** Encounters and Patient Summary

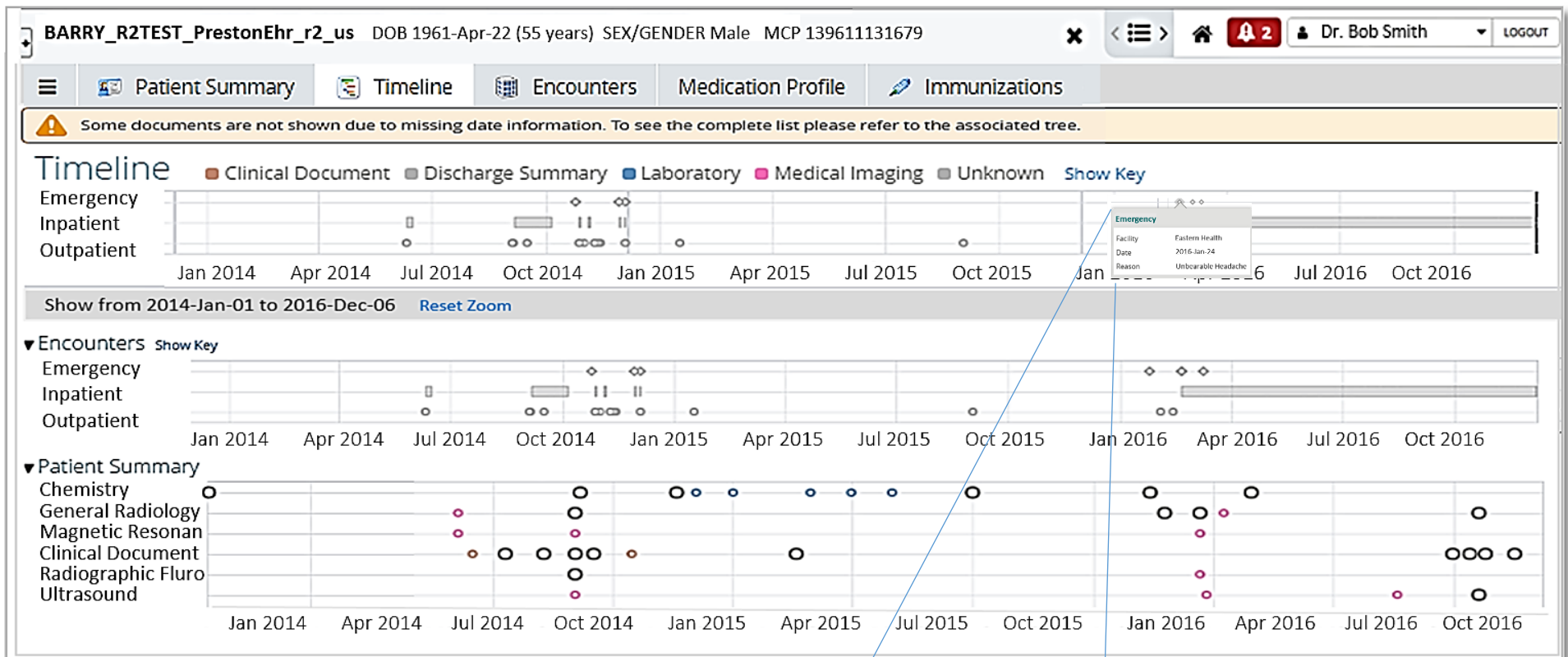


*Figure i: Timeline Tab* [Return to menu](#)

- **Displaying Patient Information in the Timeline**

[Return to menu](#)

After searching for a Patient, click on the **Timeline tab** next to the patient Summary Tab. The Timeline for the patient is displayed. Hover the mouse over a relevant node and the details for that specific item are displayed (**Figure ii**).



**Figure ii: Displaying the details of an item in the Timeline**



**Emergency**

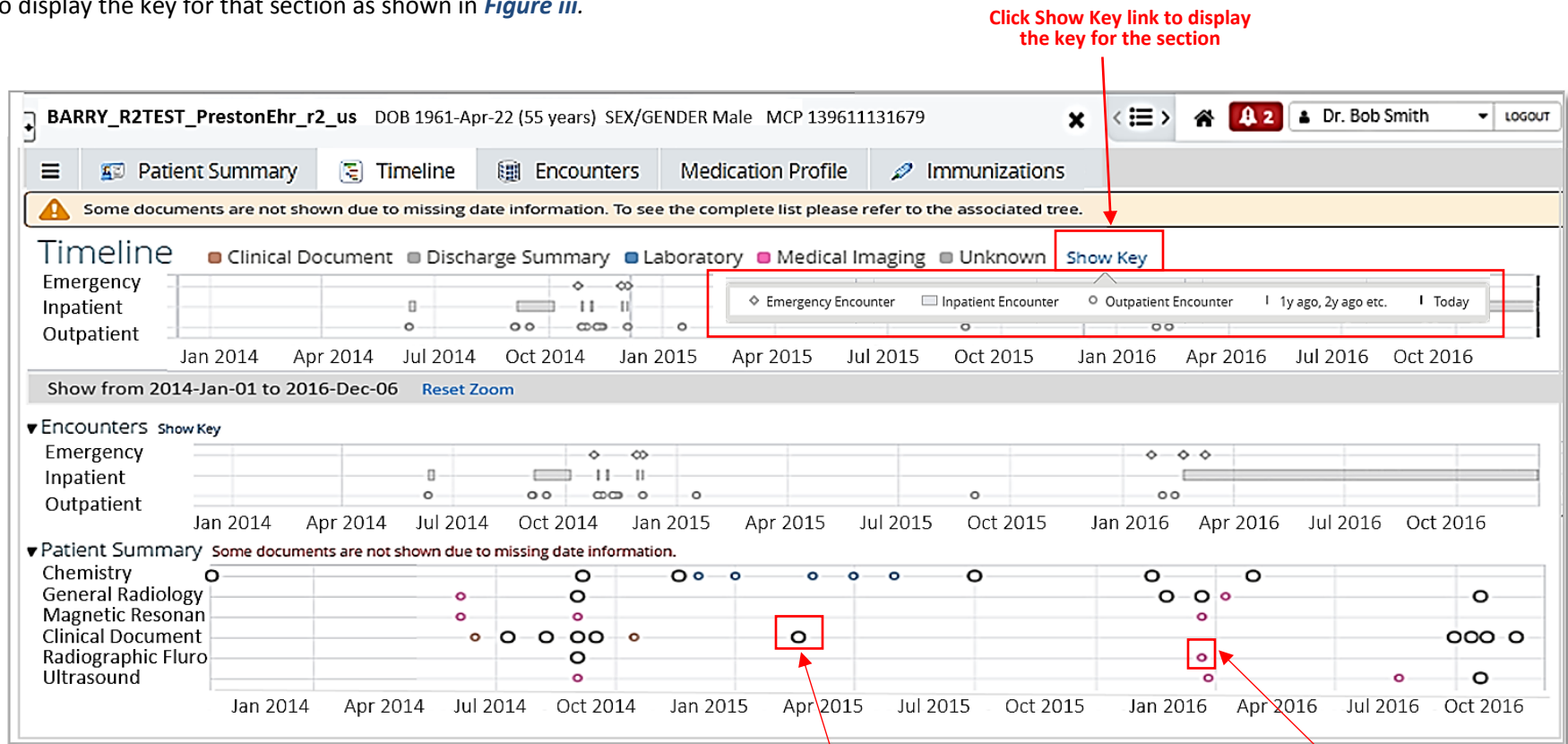
Facility	Eastern Health
Date	2016-Jan-24
Reason	Unbearable Headache

[Return to menu](#)

- **Timeline Markers**

[Return to menu](#)

Each section (Master Timeline and Sub-timelines) of the timeline has a **Show Key** link available. Click on each **Show Key** link of a specific section to display the key for that section as shown in **Figure iii**.









**Figure iii: Timeline displaying the Show Key of the Master Timeline section**

[Return to menu](#)

- **Timeline Markers Summary Table**

[Return to menu](#)

Below is shown a table displaying all the Markers available in the Timeline. Next page displays *Figure iv* identifying an example of each of the markers.

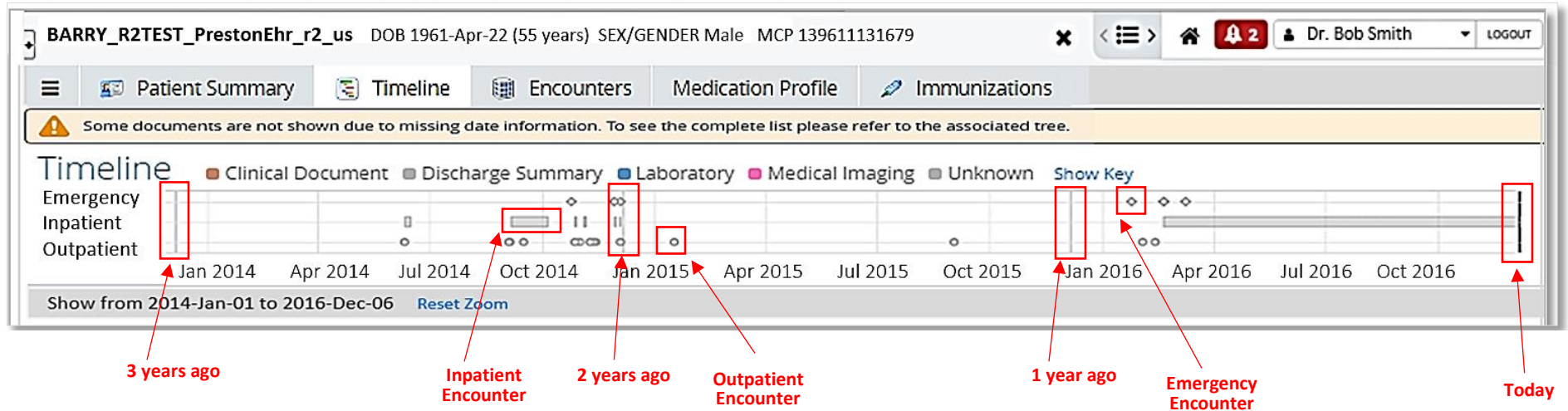
Marker	Description
	Denotes and Emergency Encounter.
	Denotes and Inpatient Encounter.
	Single node denotes a single Outpatient Encounter. <b>Brown node</b> = Clinical Document Grey node = Discharge Summary <b>Blue node</b> = Laboratory Report/ Result <b>Pink node</b> = Medical Imaging Report
	Clustered nodes are <i>only applicable</i> for documents. Nodes for the <b>Encounters</b> section of <b>Timeline</b> <i>do not allow</i> clustering of nodes. These have slightly larger radius and have a dark grey outline.
	1 year ago, 2 years ago, etc.
	Today

[Return to menu](#)

- **Timeline Markers (Continue)**

[Return to menu](#)

*Figure iv* shows an example of the markers used in the Timeline.



*Figure iv: Timeline displaying the Show Key of the Master Timeline section*

- **Clustered Nodes vs Single Nodes**

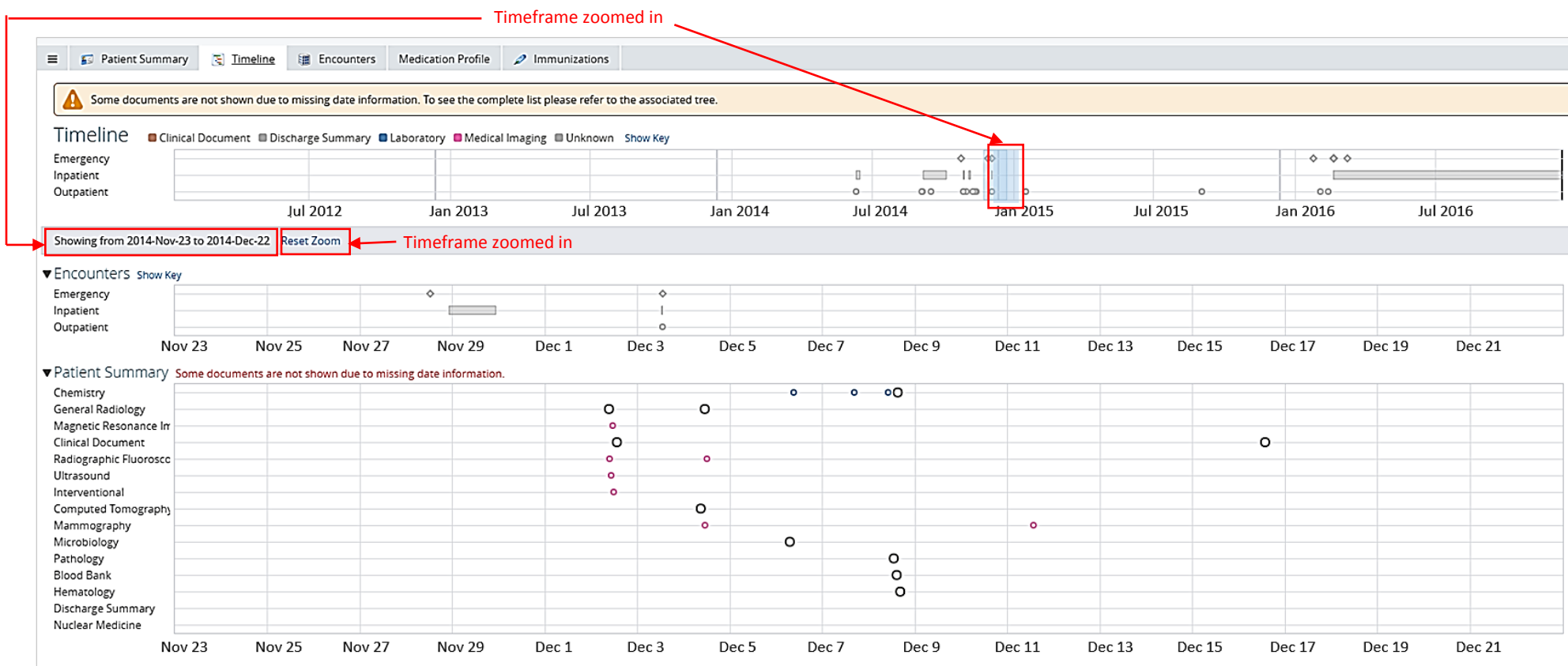
Nodes on the Timeline are colour coded based on the specialty they correspond to (for example Emergency, Internal, Children, etc.). The colour legend is shown above the timeline

[Return to menu](#)

- **Zoom in on a Selected Timeframe of the Timeline**

[Return to menu](#)

To zoom in on a specific time frame, select a time frame in any panel of the Master Timeline or the Sub-timelines and the timeframe selected will be displayed in the corresponding sub-timelines. Below the Master Timeline the timeframe zoomed in will be displayed. **Figure v** shows from November 23, 2014 to December 22, 2014. The Master Time line always shows the complete Timeline for the patient in context, however the Master time line shows highlighted in blue the time frame zoomed in on the Encounters tab and Patient Summary Tabs. To go back to the original Timeline View, click on the **Reset Zoom** link found below the Master Timeline.



**Figure v: Zoom in of the Timeline showing from November 23, 2014 to December 22, 2014**

[Return to menu](#)



- Opening a Report from the Timeline

[Return to menu](#)

To open a report hover the mouse over the relevant node. The details for that item are displayed, and an **Open Document** link is available at the bottom (**Figure vi**). If more items are available in one node (**Figure vii**) click on the name of each item to open the report. The report will be displayed in the screen, to go back to the Timeline, click the Timeline link that appears at the top of the report's name (**Figure viii**). Nodes on the Timeline are colour coded based on the specialty they correspond to (for example Medical Imaging Reports are shown in pink, etc.). The colour legend is shown above the Master Timeline.

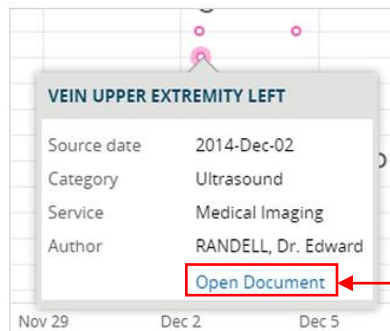


Figure vi: Open Document link

Click the **Open Document** link to open the report

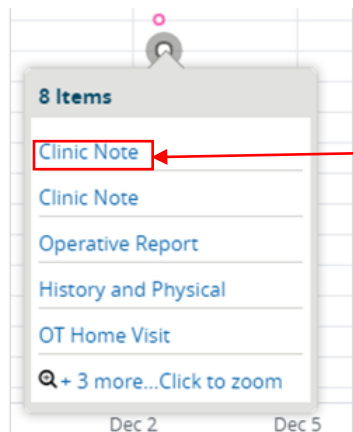


Figure vii: Open Document using the Name link

Click on the **Name** link of any item to open the report

**Timeline** ←

VEIN UPPER EXTREMITY LEFT (2 years ago)

VEIN UPPER EXTREMITY LEFT

Performed	2014-Dec-02 10:19:00	Status	Signed
Ordering	RANDELL, Dr. Edward	Report ID	0212-0004
Provider		Accession	1774.001.
Source	Unknown		
Other Providers	POWER, Dr. Lynette; RANDELL, Dr. Edward		

**Report**

DIAGNOSTIC IMAGING PROGRAM EASTERN HEALTH  
 General (Health Sciences Site)  
 300 Prince Philip Drive  
 St. John's, NL A1B 3V6  
 709-777-6300

---

Name: BARRY\_R2TEST,PRESTON EHR\_R2\_US Unit #: 000011089999  
 Address: BOX 1103 HCN : 139611131679  
 City: ST DAVIDS DOB: 22/04/61  
 Ord/Phy: RANDELL,DR. EDWARD Exam Date: 02/12/14  
 Acct #: HE000044/14 Location: HER

---

Ultrasound Report : VEIN UPPER EXTREMITY LEFT  
 Accession #: 1774.001

This reports for the purposes of testing only. No diagnostic report will be issued.

Impression: Normal examination.

Signed By: DRODGE,RODERICK TEST Technologist: BRABRA  
 Co-signed by: Transcribed By: SQR 02/12/14 1019  
 Signed Date: 02/12/14 1039 Report Status: Signed  
 Dictated Date: 02/12/14 1019 Report #: 0212-0004  
 Dictated By: DRODGE,RODERICK TEST

cc:  
 DR. EDWARD RANDELL  
 DR. LYNETTE M. POWER

Click the **Timeline** link to go back to the Timeline

Figure viii: report opened from the Timeline

[Return to me](#)